



Florida

JustSouth Index State Report Card

DIMENSION INDICES

Poverty

49

Florida ranks 49 out of 51 in the Poverty Dimension because the state has an extremely high percentage of low-income Floridians without health insurance and low-income households struggling to afford high rent prices. State leaders' decision to not expand Medicaid eligibility is a missed opportunity that could significantly improve economic and social well-being in the state. What's more, although the state has enacted a law to allow its minimum wage to increase with inflation, the base rate still is too low for many workers to earn enough to cover basic living expenses. [Dimension Index Score: .32 out of 1]

Racial Disparity

16

Florida ranks 16 out of 51 in the Racial Disparity Dimension, indicating that the state has made significant progress with regard to reducing racial disparity in its schools and workplaces. As one of the most diverse states in the Gulf South, Florida has much to gain from continuing to promote racial equity for its residents by investing in schools serving a large and growing percentage of minority students. [Dimension Index Score: .72 out of 1]

Immigrant Exclusion

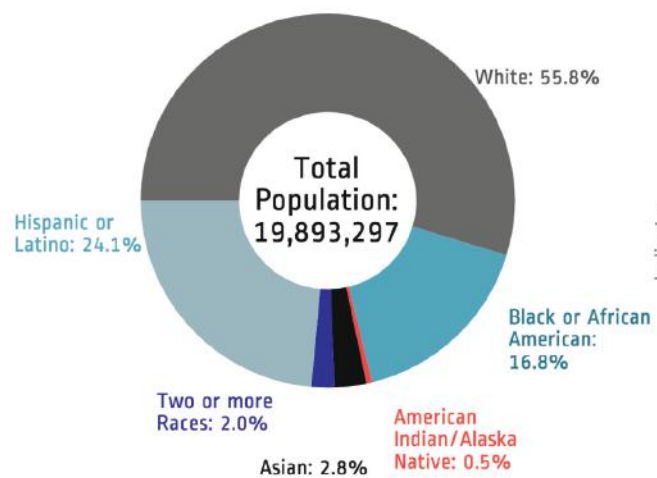
29

Florida ranks 29 out of 51 in the Immigrant Exclusion Dimension, largely due to its well-integrated Latino immigrant population. Still, state and local leaders must invest in efforts to increase English proficiency among immigrants and ensure that immigrant youth have access to the supports at school and in the community that will help them make a successful transition to life in the U.S. [Dimension Index Score: .57 out of 1]

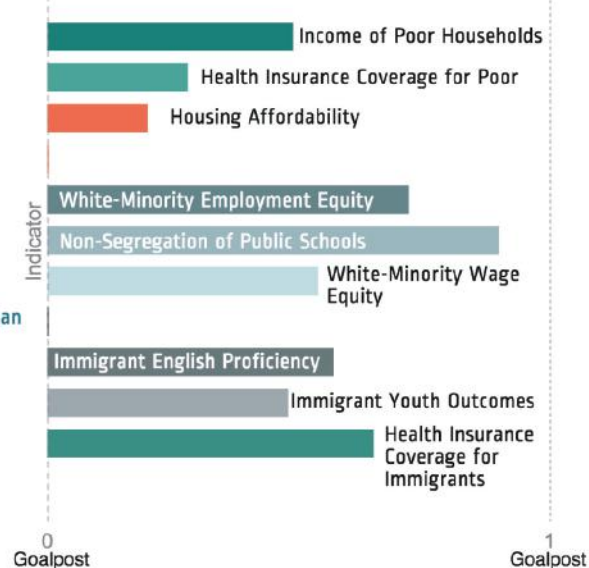
JUST SOUTH INDEX RANKING

41

2014 State Population by Race


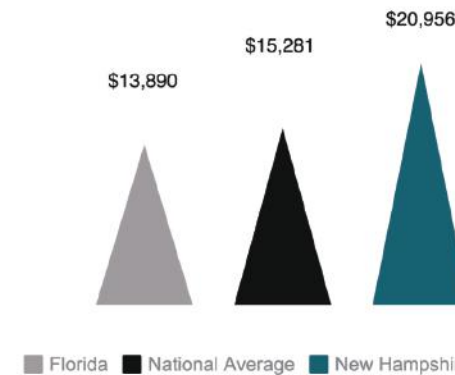


Individual Indicator Scores (0 to 1 Goalpost Scoring)



Poverty Dimension

Average Income of Poorest 25% of Households



Share of Poor Without Health Insurance: **33%**

Racial Disparity Dimension



8 percent of Florida public schools are segregated by race.

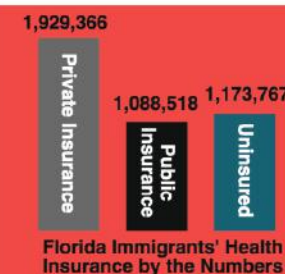
Gap in Unemployment Rates Between White and Minority Workers



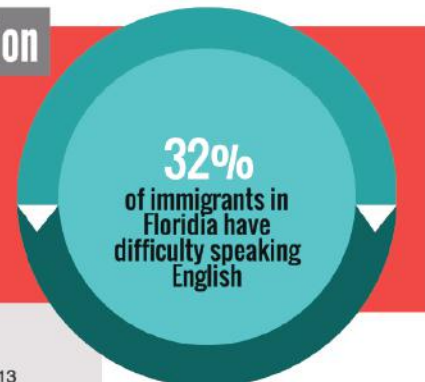
When controlling for age, educational level, and occupation, minority workers in Florida earn 91 percent of what their white counterparts earn.



Immigrant Exclusion Dimension



70 percent of immigrants in Florida have public or private health insurance coverage, compared to 87 percent of the native-born population.



SOURCES:
U.S. Census Bureau, American Community Survey, 2014
U.S. Bureau of Labor Current Population Survey, 2014
National Center for Education Statistics, Elementary and Secondary Information System, 2012-2013
See the full *JustSouth Index* Report, Indicators and Methodology sections, for detailed description of analyses.