



# Alabama

## JustSouth Index State Report Card

### DIMENSION INDICES

#### Poverty

45

Alabama ranks 45 out of 51 in the Poverty Dimension, which reflects how little the state has invested in creating a safety net for its poorest residents. To improve family economic security, state leaders should consider raising the state's minimum wage and establishing a state Earned Income Tax program. Further, expanding Medicaid eligibility to ensure that low-income Alabamians have access to health care is critical to improving well-being in the state. [Dimension Index Score: .39 out of 1]

#### Racial Disparity

46

Alabama ranks 46 out of 51 in the Racial Disparity Dimension, illustrating the immense amount of work to be done to increase racial equity in the state. State and local leaders must invest in programs that provide economic and educational opportunities to minorities, including funding high-quality schools, vocational training, and need-based financial aid for college. Also, state oversight of employment practices by public and private firms is imperative to ensuring minority workers earn equal pay for equal work. [Dimension Index Score: .50 out of 1]

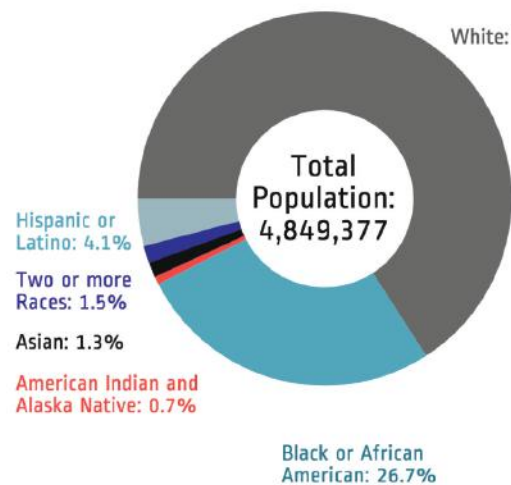
#### Immigrant Exclusion

40

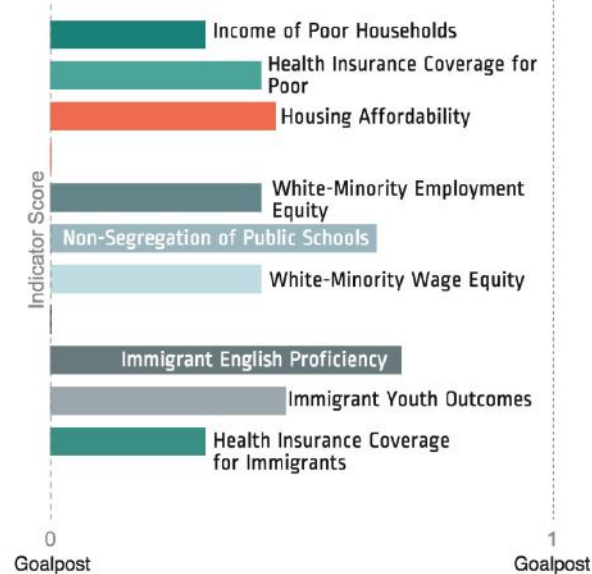
Alabama ranks 40 out of 51 in the Immigrant Exclusion Dimension, which is reflective of the hostile environment that state leaders have created for immigrants in the state. A large share of immigrant youth in Alabama are disconnected from education or employment. Alabama also has a large gap between the health insurance rates of immigrants and native-born residents. Without facilitating the integration of immigrants, Alabama leaders will continue to inhibit the well-being of a growing portion of the state's population and the cohesiveness of the state as a whole. [Dimension Index Score: .49 out of 1]

JUST SOUTH INDEX RANKING **48**

### 2014 State Population by Race

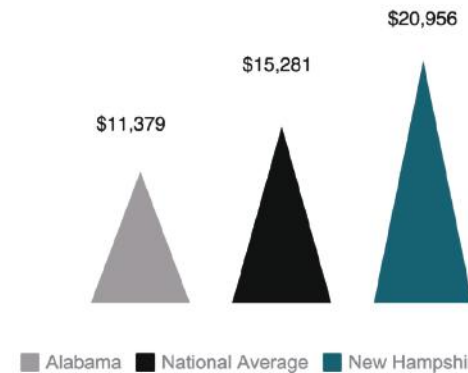


### Individual Indicator Scores (0 to 1 Goalpost Scoring)



### Poverty Dimension

Average Income of Poorest 25% of Households



Share of Poor Without Health Insurance: **28%**

### Racial Disparity Dimension



Nearly 1 in 4 Alabama public schools are segregated by race.

### Gap in Unemployment Rates Between White and Minority Workers

11.7% Minority workers unemployed

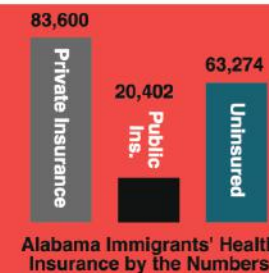
4.9% White workers unemployed



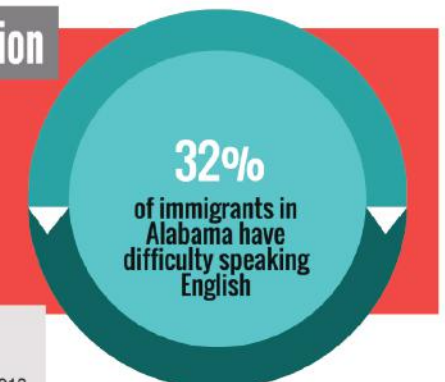
When controlling for age, educational level, and occupation, minority workers in Alabama earn 88 percent of what their white counterparts earn.



### Immigrant Exclusion Dimension



Only 59 percent of immigrants in Alabama have public or private health insurance coverage, compared to 89 percent of the native-born population.



SOURCES: U.S. Census Bureau, American Community Survey, 2014; U.S. Bureau of Labor Current Population Survey, 2014; National Center for Education Statistics, Elementary and Secondary Information System, 2012-2013. See JustSouth Index Report, Indicators and Methodology sections for detailed description of analyses.